


GETTING TO DAEJEON

GUIDE ON HOW TO REACH DAEJEON FROM
INCHEON AIRPORT

STUDENT SERVICES TEAM - Spring 2026



🔍 TABLE OF CONTENTS

- 1 BRIEF SUMMARY OF THE GUIDE
- 2 INCHEON INT'L AIRPORT LIMOUSINE BUSES
- 3 KTX TRAIN VIA SEOUL STATION
- 4 GETTING TO DAEJEON (SOLGEO)



SUMMARY



BUS

1) Buy the bus ticket to Daejeon Complex Bus Terminal.

(대전복합터미널)

*Ticket booth located in:

Terminal 1 - First floor, exits

Inside 3, 7, 8, 10

Outside 4, 6, 8, 10

Terminal 2 - B1 transportation center

*Bus stop located in:

Terminal 1 - First floor, E No. 11

Terminal 2 - B1 transportation center, No. 5

2) Check the departure time of your bus. Be in front of the bus minimum 5 minutes before departure.

3) There is no break time when the bus stops at the bus stop. Make sure to get ready everything before getting on the bus.

4) After arriving at Daejeon Complex Bus Terminal (대전복합터미널), take taxi to SolGeo Dormitory.



TRAIN

1) Take the subway station line to Seoul Station
서울역 (direct line)

2) At Seoul Station, buy the train ticket to
Daejeon Station 대전역

3) Check the departure of the trains and get on
the appropriate train at least 10 minutes before
departure time.

4) Get off at Daejeon Station and take a taxi to
SolGeo Dormitory.

BEFORE WE START



Depending on the circumstance, public transportation time can take longer or shorter. If there are no available buses or train seats for the evening and the next bus or train is in the morning, we highly recommend you to leave in the morning for the next available bus or train. You will need to get in touch with your assigned SolAssistant to update them about the situation and we suggest you to stay in the airport overnight. Prices, ticket booth placement and schedule are also the subject that might be changed.

CURRENCY EXCHANGE

1

Your debit / credit cards do not always successfully work in Korea (even if it is an international card).

2

In order to smoothly arrive in Daejeon, we recommend for you to have cash on you readily available.

3

If you did not bring cash (Korean WON), you can exchange the money at the airport. Go to the nearest information desk to ask for directions.



ROUTE 1 (BUS):

**INCHEON AIRPORT →
대전복합터미널 (DAEJEON COMPLEX BUS TERMINAL)
→ SOLGEO**

ROUTE 1:

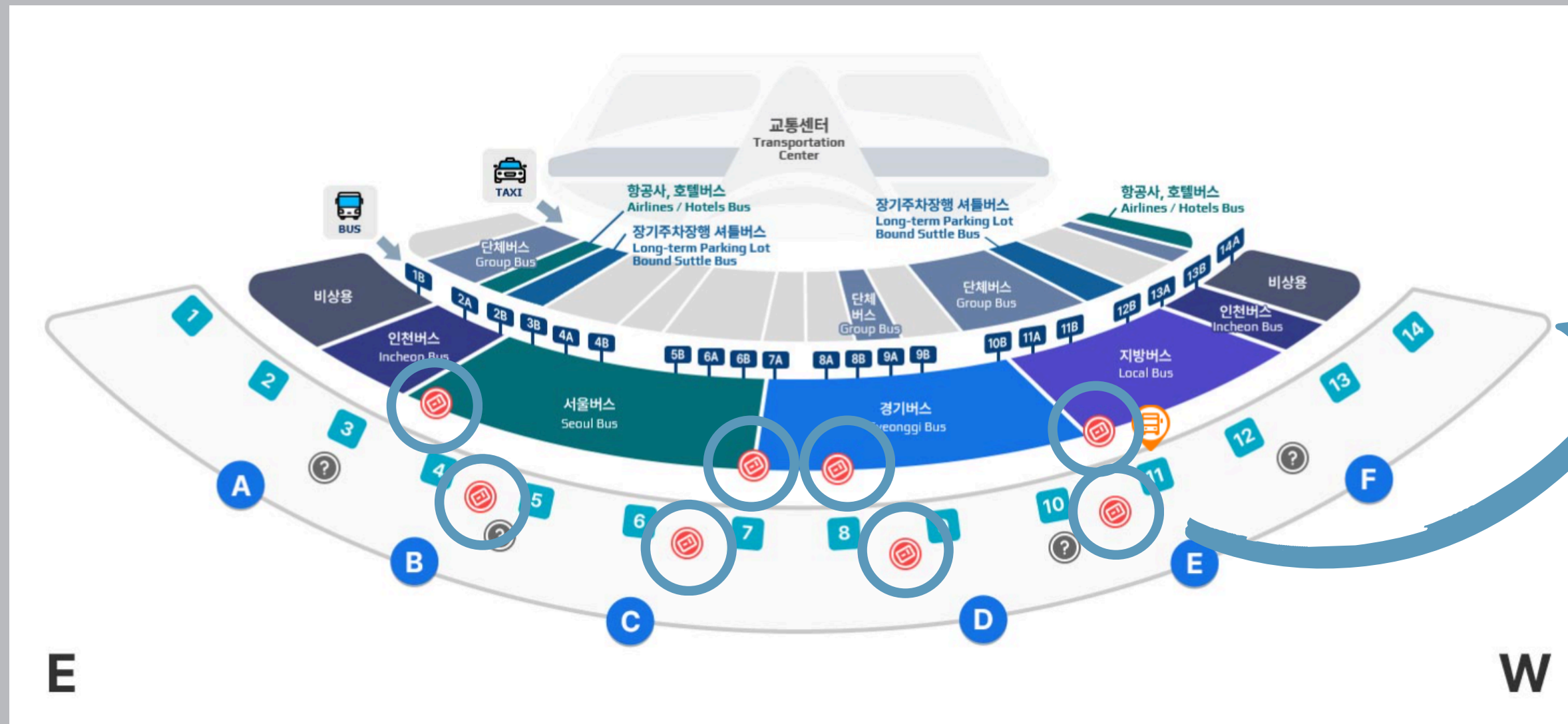
(대전복합터미널)

INCHEON AIRPORT → DAEJEON COMPLEX BUS TERMINAL → SOLGEO

1) Go the first floor bus ticket booth

2) Buy the bus tickets and get to the bus

Terminal 1



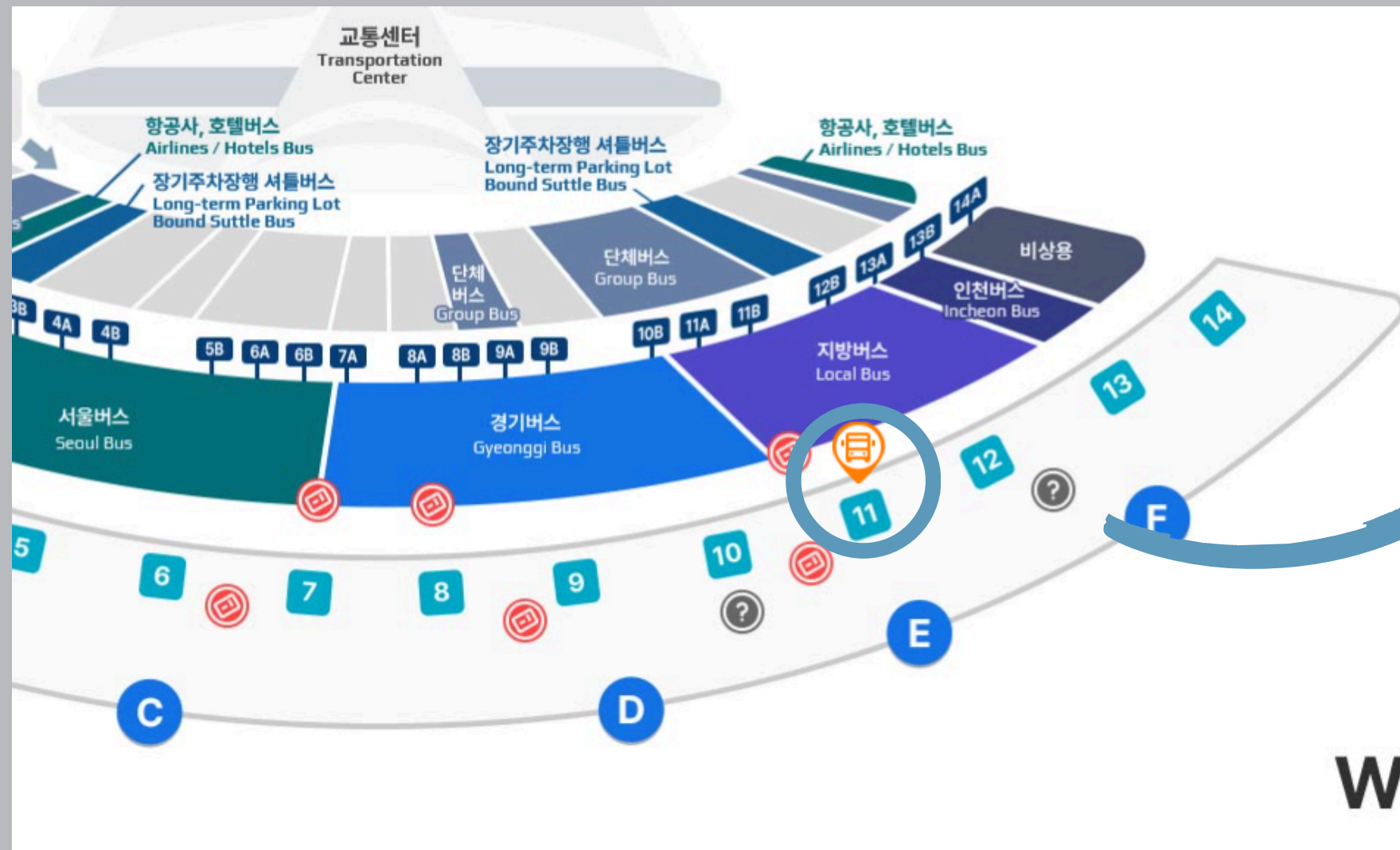
**Ticket Booth
First floor**

ROUTE 1:

(대전복합터미널)

INCHEON AIRPORT → DAEJEON COMPLEX BUS TERMINAL → SOLGEO

Terminal 1



**Boarding Location
E No. 11**

ROUTE 1:

(대전복합터미널)

INCHEON AIRPORT → DAEJEON COMPLEX BUS TERMINAL → SOLGEO

1) Go the basement 1 floor bus ticket booth

2) Buy the bus tickets and get to the bus

Terminal 2



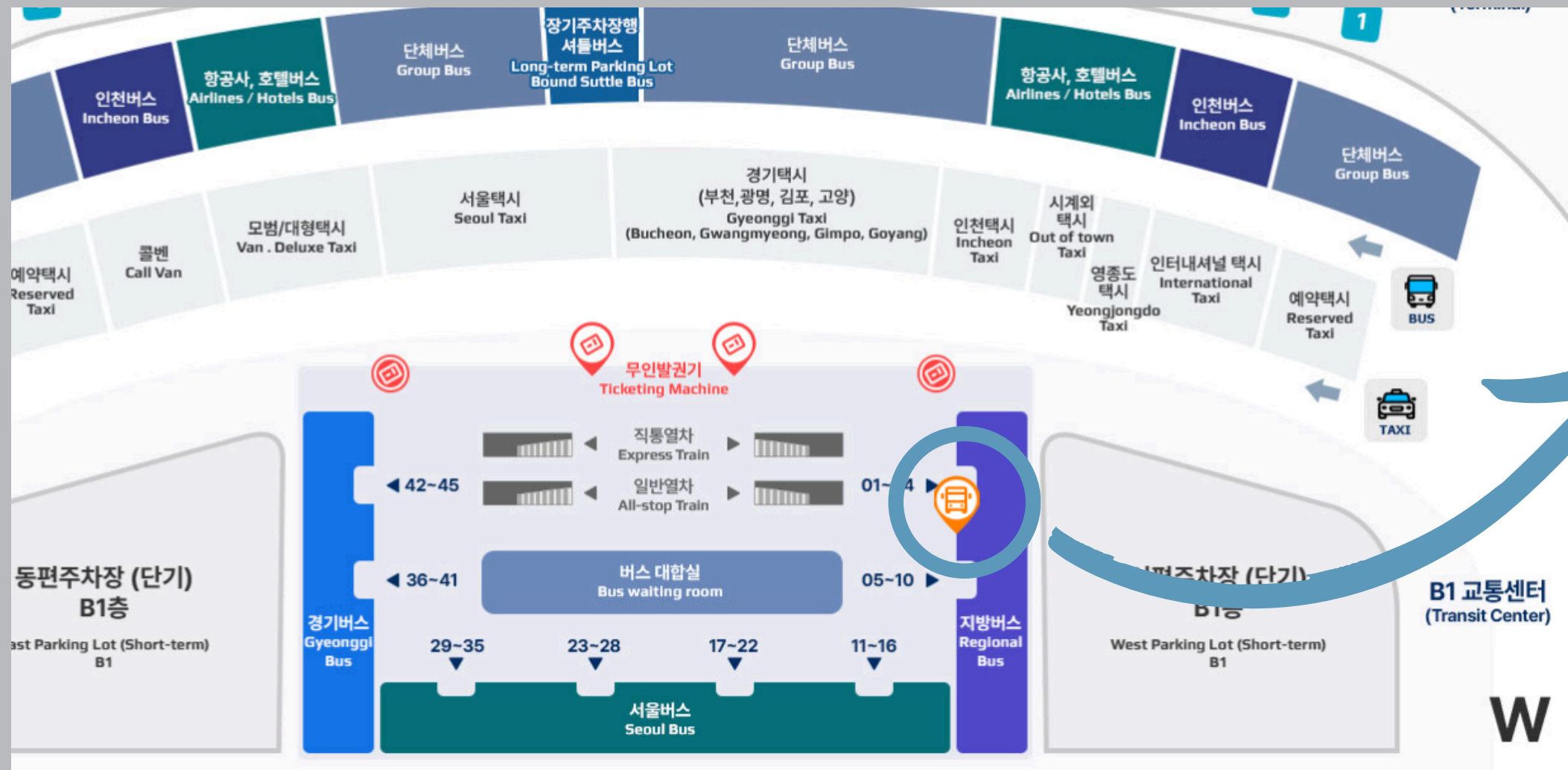
**Ticket Booth
B1 Transportation
Center**

ROUTE 1:

(대전복합터미널)

INCHEON AIRPORT → DAEJEON COMPLEX BUS TERMINAL → SOLGEO

Terminal 2



Boarding location
B1 Transportation Center
No. 5

ROUTE 1:

(대전복합터미널)

INCHEON AIRPORT → DAEJEON COMPLEX BUS TERMINAL → SOLGEO

Q T1 Bus Ticket Booth



Q T2 Bus Ticket Booth



Bus Ticket Price: *27,700 won (~ 35,900 won)

*Price might be subject to change

You need to check the bus time before boarding

Bus Schedule:

The first bus: T1 05:20 / T2 05:00 The last bus: T1 00:30 / T2 00:10

Bus Ticket Booth:

T1: 1st floor, exit 4,6,8,10

T2: B1 floor, Transit Center

Boarding Place:

T1: 1st floor, No. 11

T2: B1 Transit Center, No. 5



ROUTE 1:

(대전복합터미널)

INCHEON AIRPORT → DAEJEON COMPLEX BUS TERMINAL → SOLGEO

*Timetable might be subject to change

Terminal 1

Bus Schedule

5:20	6:20	6:40	6:50	7:00	7:20	7:40
8:00	8:20	8:30	8:40	9:00	9:10	9:20
9:40	9:50	10:00	10:10	10:30	10:40	10:50
11:10	11:20	11:30	11:40	11:50	12:10	12:30
12:50	13:10	13:40	13:50	14:00	14:20	14:40
14:40	15:00	15:20	15:40	16:00	16:20	16:40
17:00	17:10	17:20	17:40	18:00	18:20	18:40
18:50	19:00	19:20	19:40	19:50	20:10	20:20
20:40	20:50	21:10	21:30	21:50	22:20	22:50
23:20	23:50	00:30				

ROUTE 1:

(대전복합터미널)

INCHEON AIRPORT → DAEJEON COMPLEX BUS TERMINAL → SOLGEO

*Timetable might be subject to change

Terminal 2

Bus Schedule

5:00	6:00	6:20	6:30	6:40	7:00	7:20
7:40	8:00	8:10	8:20	8:40	8:50	9:00
9:20	9:30	9:40	9:50	10:10	10:20	10:30
10:50	11:00	11:10	11:20	11:30	11:50	12:10
12:30	12:50	13:20	13:30	13:40	14:00	14:20
14:30	14:40	15:00	15:20	15:40	16:00	16:20
16:40	16:50	17:00	17:20	17:40	18:00	18:20
18:30	18:40	19:00	19:20	19:30	19:50	20:00
20:20	20:30	20:50	21:10	21:30	22:00	22:30
23:00	23:30	00:10				

ROUTE 1:

(대전복합터미널)

INCHEON AIRPORT → DAEJEON COMPLEX BUS TERMINAL → SOLGEO

Tip!



There is no break time when the bus stops at the bus stop, so we recommend you to go to the toilet before your departure. Also, we recommend you take a picture of the license plate in case you get lost. (The bus can stop in urgent situations. If the bus stops, make sure it's Daejeon Complex Terminal.)



Make sure to be in front of your bus at least 5 minutes before departure. Before getting on the bus, double check the departure time just in case. The bus ride will be approximately 3 hours long (depending on traffic).



Watch your belongings and set up your alarm 10 minutes before the arrival.

ROUTE 1:

(대전복합터미널)

INCHEON AIRPORT → DAEJEON COMPLEX BUS TERMINAL → SOLGEO

3) This is the bus route to Daejeon. Please double-check.



ROUTE 1:

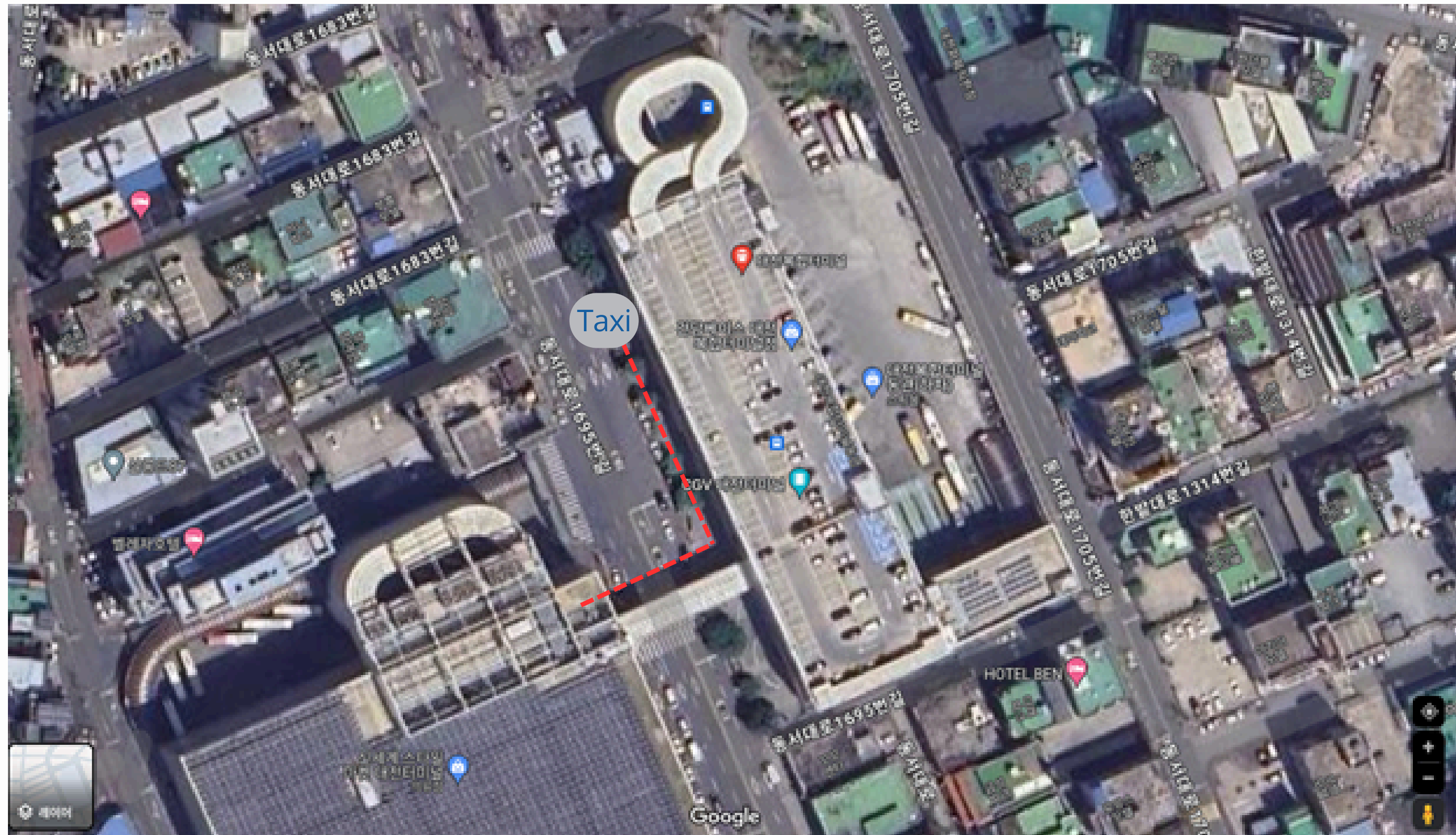
(대전복합터미널)

INCHEON AIRPORT → DAEJEON COMPLEX BUS TERMINAL → SOLGEO

4) Once you get off the bus, you need to exit the building and head towards the direction of Dunkin' Donuts, Baskin Robins, and Gong Cha. In front of the store 'Gong Cha', you will see a taxi stop. Get into one of the taxis.



GOOGLE MAPS VIEW



ROUTE 1:

(대전복합터미널)

INCHEON AIRPORT → DAEJEON COMPLEX BUS TERMINAL → SOLGEO

Tip!

Show the taxi driver the following address:

대전광역시 동구 백룡로 59 우송대학교 동캠퍼스 솔지오 국제기숙사

(SolGeo Dormitory)

and say the following:

"안녕하세요, 여기로 가 주세요."

(An-nyeong-ha-se-yo, yeo-gi-ro ga ju-se-yo)

ROUTE 2:

INCHEON AIRPORT →
서울역 (SEOUL STATION)
→ 대전역 (DAEJEON STATION)

ROUTE 2:

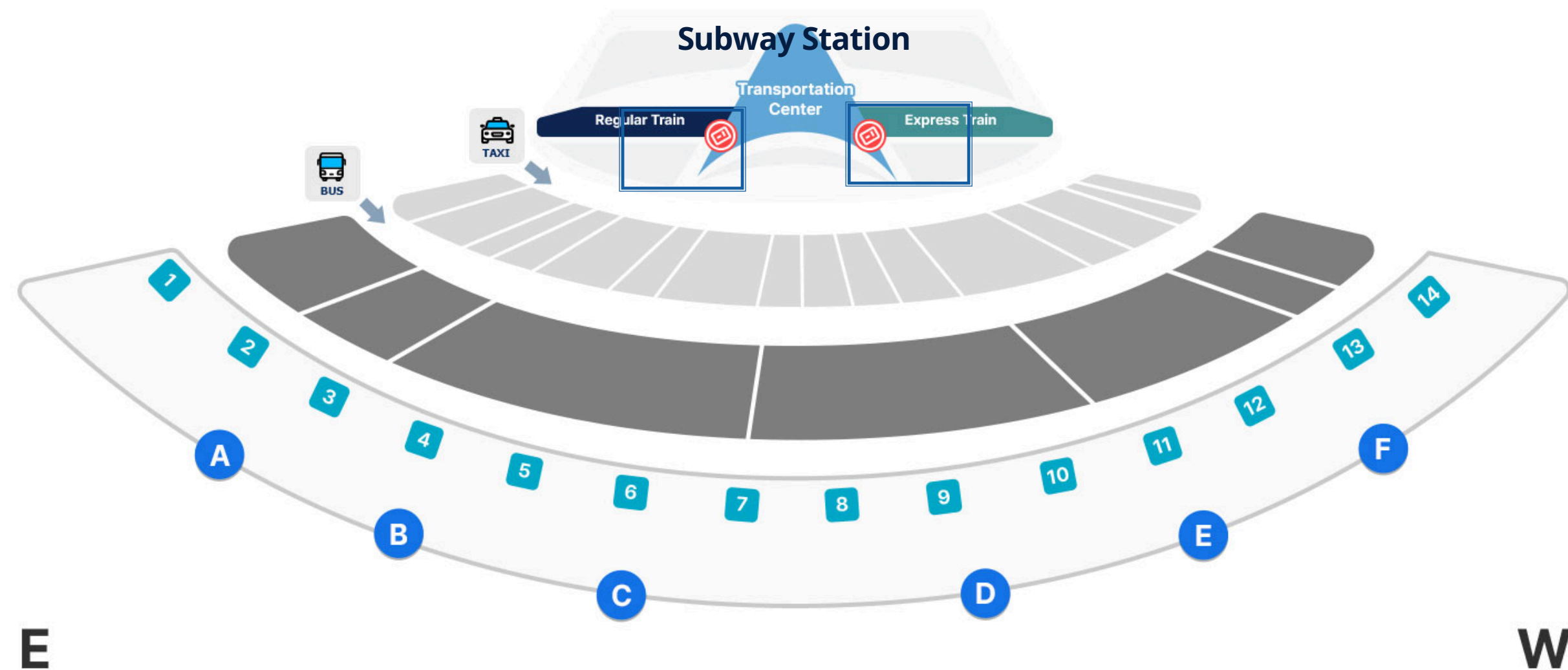
(서울역)

(대전역)

INCHEON AIRPORT → SEOUL STATION → DAEJEON STATION

Terminal 1

1) Walk to the subway station and follow the signs indicated



*You can find a ticket booth in both Terminal 1 and Terminal 2

ROUTE 2:

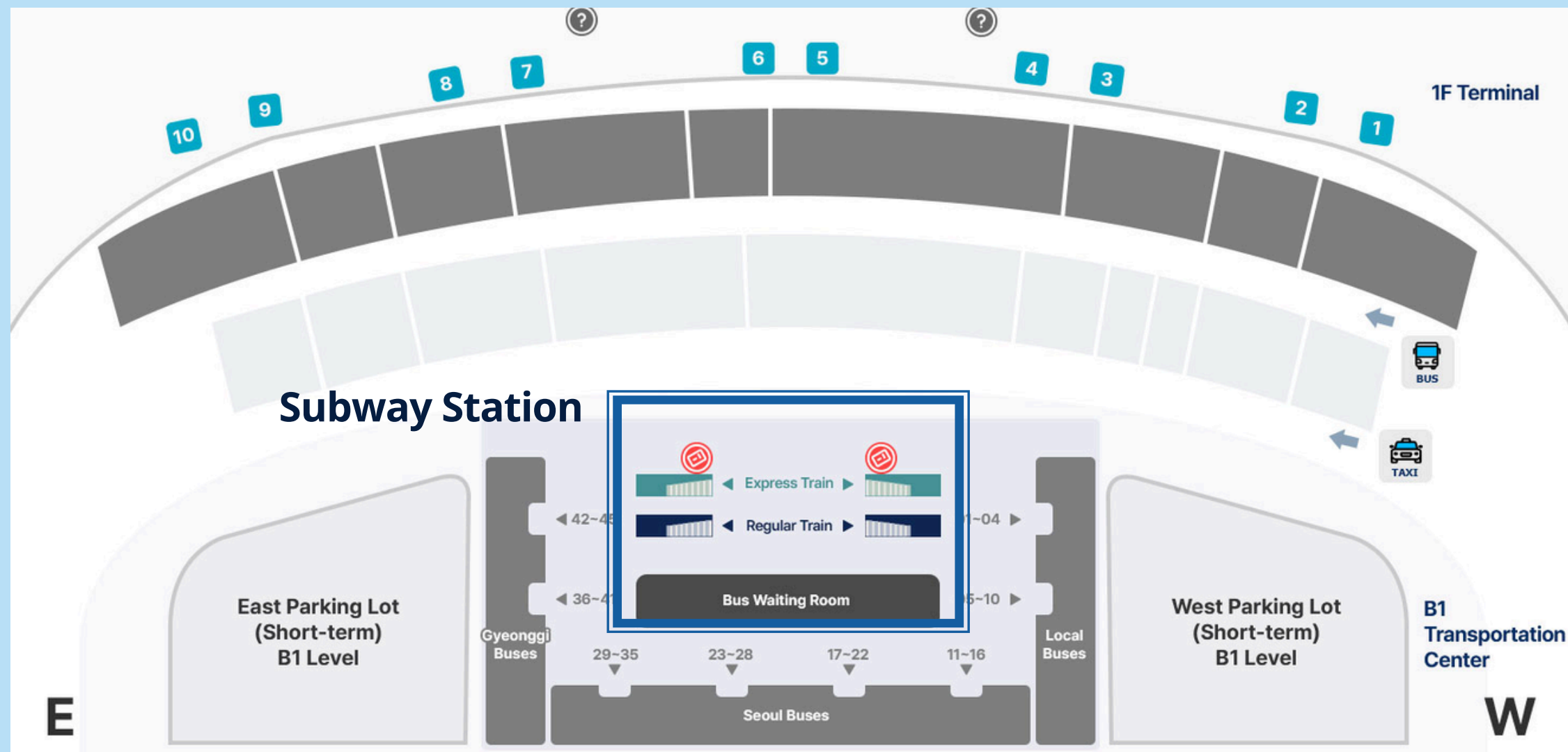
(서울역)

(대전역)

INCHEON AIRPORT → SEOUL STATION → DAEJEON STATION

Terminal 2

1) Walk to the subway station and follow the signs indicated



*You can find a ticket booth in both Terminal 1 and Terminal 2

ROUTE 2:

(서울역)

(대전역)

INCHEON AIRPORT → SEOUL STATION → DAEJEON STATION

2) Buy a ticket to go to Seoul Station (서울역) in ticket booth

There are two types of AREX trains: *Price might be subject to change

1) Express Train: From 05:16(T2) / 05:24(T1) am until 22:40 pm (T2)/22:48 pm (T1)

To buy ticket:

T1 - Walk 8min to Airport railroad (first floor)

T2 - Go B1 floor

Non-stop from INC Airport to Seoul Station (~ 60min), Passengers have assigned seat

- Fares: Approximately 13,000 won

ROUTE 2:

(서울역)

(대전역)

INCHEON AIRPORT → SEOUL STATION → DAEJEON STATION



Express Train



Express Train



3) Ticket booth location

- Express Train Service

There are service centers in both Terminal 1 and Terminal 2 at Incheon Airport B1F (Unable to board with a transportation card)

- Buy Ticket - Online



Scan this
QR code to buy
a ticket online

ROUTE 2:

(서울역)

(대전역)

INCHEON AIRPORT → SEOUL STATION → DAEJEON STATION

4) Once you reach the subway station area, take the train headed towards Seoul Station (서울역)



*Train route to Seoul Station

ROUTE 2:

(서울역)

(대전역)

INCHEON AIRPORT → SEOUL STATION → DAEJEON STATION

*Price might be subject to change

5) Once you arrive at Seoul Station (서울역), go to the 1st floor towards the KTX Station direction to buy a ticket to Daejeon Station (대전역)

Fares: Approximately 23,700 won (economy class)



ROUTE 2:

(서울역)

(대전역)

INCHEON AIRPORT → SEOUL STATION → DAEJEON STATION

Tip!

At the ticket counter, you can use the following phrase:

"안녕하세요, 대전역으로 갈 거예요."

("An-nyeong-ha-se-yo, Daejeon-yeok-eu-ro gal geo-ae-yo")

If you are not sure about the pronunciation, you can show this phrase to ticket seller

ROUTE 2:

(서울역)

(대전역)

INCHEON AIRPORT → SEOUL STATION → DAEJEON STATION

KORAIL

열차승차권
Train Ticket

시험권

승차일자
YYYYMMDD 2017년 02월 15일 (수/Wed)

출발 From
서울
Seoul

도착 To
부산
Busan

15:00 → 17:42

Train No.
141열차 **KTX** (부산행)

Car No. Seat No.
6호차 - 5A호석 일반실(순방향)

영수액 ₩ 59,800원
(부가세포함)

발행일시 : 17/02/13 14:20
고객센터 전화번호 : 1544-7788
마일리지적립 : 99,234 누적 : 99,000 전화반환 전화번호 : 1544-8787

※ 타는곳과 열차를 반드시 확인한 후 승차하시기 바랍니다
130006-0101서울99903 99032-1231-10007-71

DATE

TIME

TRAIN NUMBER

CART/SEAT NUMBER

PRICE



INSIDE THE TRAIN

Tip!

- Make sure to check the time of your departure and be in the train at least 10 minutes before departure
- If you are not sure which platform is the correct one, ask one of the staff for help
- It is recommended to put an alarm on your phone 10 minutes before your expected arrival. Make sure to stay awake and not miss your stop
- Watch out your belongings. It is always better to take your belongings with you in advance and wait by the train door to exit
- There is free Wi-Fi in the train

ROUTE 2:

(서울역)

(대전역)

INCHEON AIRPORT → SEOUL STATION → DAEJEON STATION

6) After exiting the train, walk towards the exit in the direction of the Daejeon Station East Plaza. You will see the taxi waiting line once you go down the escalators.



GOOGLE MAPS VIEW



ROUTE 2:

(서울역)

(대전역)

INCHEON AIRPORT → SEOUL STATION → DAEJEON STATION

Tip!

Show the taxi driver the following address:

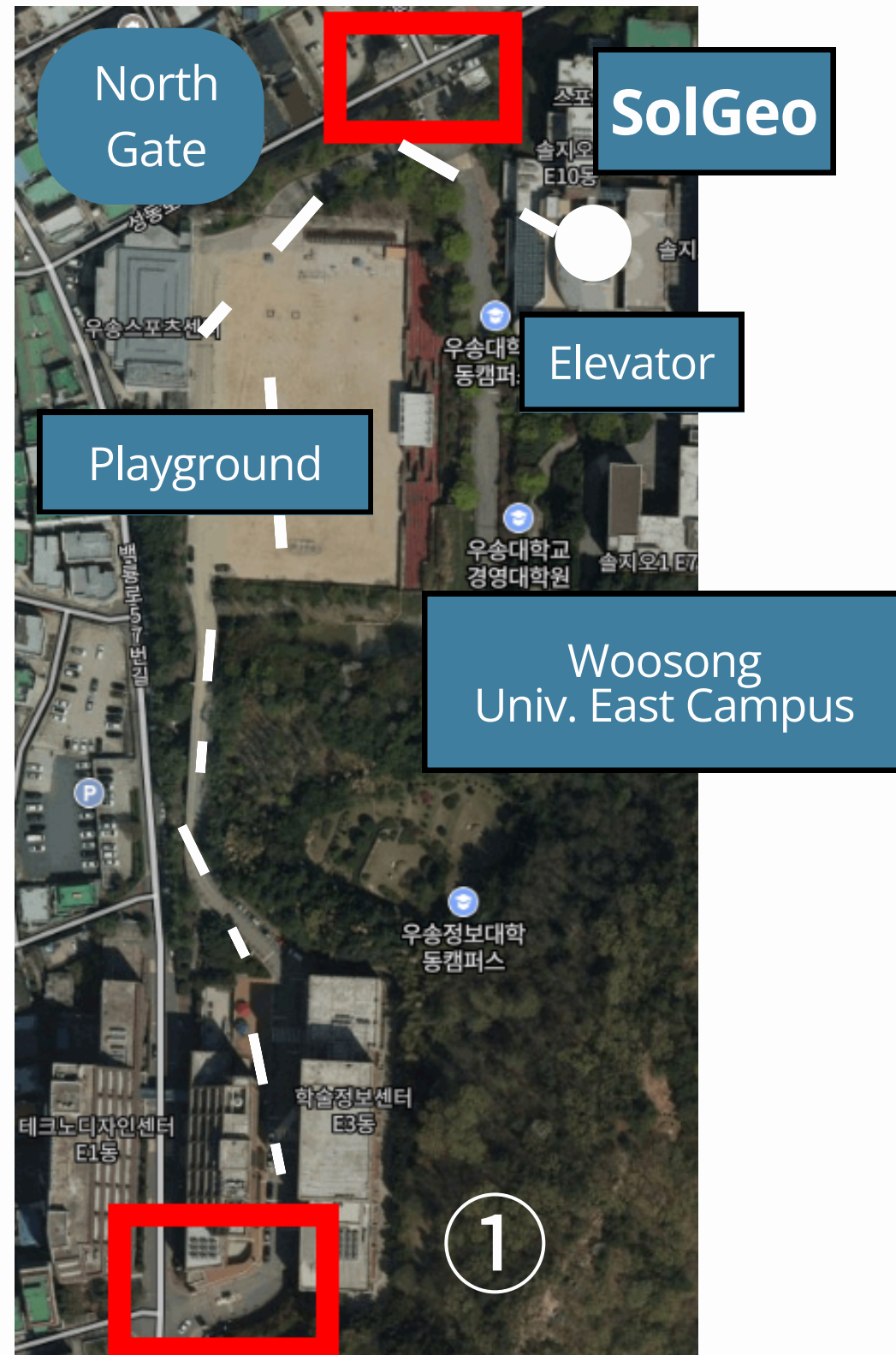
대전광역시 동구 백룡로 59 우송대학교 동캠퍼스 솔지오 국제기숙사
(SolGeo Dormitory)

and say the following:

“안녕하세요, 여기로 가 주세요.”

(An-nyeong-ha-se-yo, yeo-gi-ro ga ju-se-yo)

GETTING TO SOLGEO DORMITORY



1




If the taxi driver leaves you in front of the gate, enter the campus and follow the direction mentioned on the next slide.

If you get dropped off at the North Gate, follow the instructions starting from the third picture. Walk towards the 'E6 building'.

GETTING TO SOLGEO DORMITORY

2



3



4



5



GETTING TO SOLGEO DORMITORY

Tip!

- Please enter at the Entrance gate and follow the road.
- After the playground, make sure to make a turn to the left and continue on the road. You will see on your left a building E6, enter and take the elevator to floor 5.
- Once you go out of the elevator, go straight and take a turn to the right.
- You should be in front of building 'E8'.

GETTING TO SOLGEO DORMITORY

Tip!

*View of SolGeo from the playground



Thank you

If you have any questions, feel free to contact your
SolAssistant or Student Services via email

studentservices@solbridge.ac.kr

